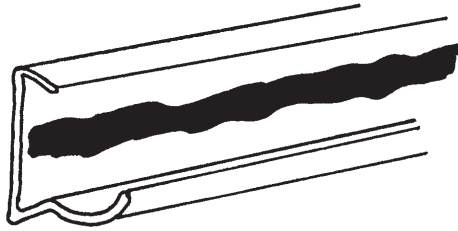


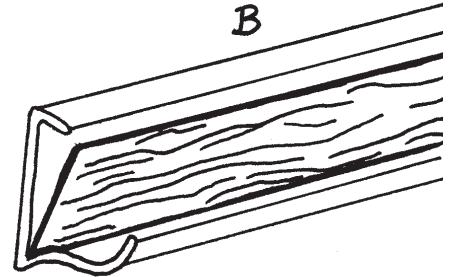
## A-47301-BOR 1930-31 Pickup Truck Rain Gutter Installation

Screw and nail the gutter to wood above door with fasteners provided.

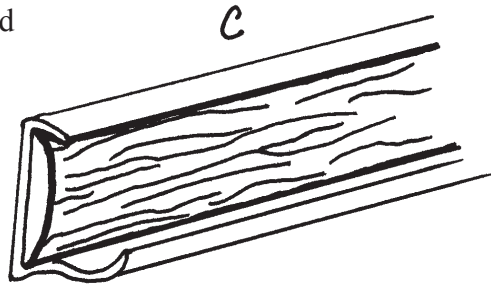
Run a bead of silicone sealant down the center of the gutter.  
(use black silicone sealant)  
(Illustration A)



Lay piece of top decking in the bottom groove of the gutter.  
(Illustration B)



Bend top decking outward in middle and slip under top edge of gutter.  
(Illustration C)



Apply a small amount of silicone sealant at ends of gutter where fabric ends to seal thing up.